



Company Name  
Method Statement  
Drummed Waste Collection

Date Prepared:

**Head Office:** 42-44 Derby Road, Liverpool, L20 1AB

**Tel:** 0151 286 1055 **Fax:** 0151 286 1058 **Email:** [info@eurowaste.net](mailto:info@eurowaste.net) **Web:** [www.europeanwastesolutions.co.uk](http://www.europeanwastesolutions.co.uk)

**Company Registration No:** 4198942 **Vat Registration No:** 77887457

**Waste Hierarchy: Prevention - Preparing for Re Use – Recycling – Recovery - Disposal**

# Method Statement

Procedure - Drummed Waste Collection

Company -

Location -

---

## Introduction:

This is a site-specific method statement undertaken prior to the activity commencing.

## Objective:

Ensure that the waste is prepared in a safe secure manner, in accordance with the Carriage of Dangerous Goods ("CDG 2009"), SI 2009 No 1348.

## Management Controls:

To maintain a safe working environment the following must be adhered to:

- ✓ **Site Induction:**
  - To Mitigate Health & Safety risks
  - Clarify the driver understood their induction and meet the site compliance.
- ✓ **Method Statement Monitoring:**
  - Observations of all persons involved ensuring the RAMS are being adhered too.
- ✓ **Checks:**
  - Whilst working continuously reference the written procedure
- ✓ **Reporting:**
  - Of all accidents/ incidents or near misses.

## Driver Requirements:

- ✓ Licensed for HGV Class 1
- ✓ ADR trained
- ✓ Vehicles must be correctly marked with plates front/ rear & suitable for purpose

## Documentation:

All relevant & supporting documentation must be carried

- ✓ Consignment Note(s)
- ✓ Conveyance labels identifying waste materials adhered to individual containers
- ✓ Instruction(s) in Writing
- ✓ DGSA incident report procedure, provided on request






## Vehicle Equipment:

- ✓ Fire extinguishers regulations  
Approved standard, Sealed to show unused, Show the inspection date (if manufactured after 01.01.1997)
- ✓ First aid kit
- ✓ Eye rinse bottle
- ✓ Spill Kit

## Personal Protective Equipment:

- ✓ Safety foot wear
- ✓ PVC gloves
- ✓ Eye protection
- ✓ Hi visibility clothing
- ✓ Hard hat (Site specific)

**Classification & Labelling:**

Packaging Group(s)	UN ID Number(s)	Proper Shipping Name(s)	UN Class(es)	Transport Classification
				
				
				
				
				

**Please Note:**

- Remove all previous labels, allowing for clarity of identification in the event of an accident
- Labels must be clearly legible when the container is in transport position & stand out from the background & be readily noticeable
- Be clearly indelibly printed on a securely fastened label

## Drummed Waste Collection:

There must be **No Smoking** in the cab or vicinity of the vehicle or use of a mobile phone.

- ✓ Adhere to site speed restriction & park in contractor designated area(s)
- ✓ Sign on site & proceed to notify all relevant personnel
- ✓ Adhere to site Health & Safety rules at all time
- ✓ In the event of an emergency evacuation of the site; contractors CANNOT move their vehicle from where they are working; but must follow WZ Packaging Ltd staff to the nearest Muster Point.
- ✓ Park vehicle as instructed in the loading location
- ✓ The driver must always leave the parked vehicle with the handbrake on & engine switched off during loading
- ✓ Change into PPE
- ✓ Open curtains & secure to prevent any injury
- ✓ Check all documentation is valid and the load is as describe on the consignment note(s), any discrepancy must be addressed prior to loading
- ✓ Place orange marker boards on vehicle
- ✓ No containers will be opened without authority
- ✓ All containers will be checked visually for integrity, any defective containers should be either corrected or rejected
- ✓ The integrity of all pallets must be checked any defect pallets must be replaced
- ✓ Visually check all replaceable closure are fastened securely
- ✓ Make certain the containers have identifying conveyance labels
- ✓ Check with person co-ordinating the removal of waste is ready, then proceed to load the materials
- ✓ A fork lift truck will the locate the drummed waste in a safe position on the vehicle
- ✓ Check before and whilst loading the listed materials correspond with the consignment note(s)
- ✓ Loading operation must be monitored closely providing the opportunity to contain any emergency situation that might arise
- ✓ Keep a safe distance from the fork lift truck
- ✓ All personnel involved must load vehicle safely
- ✓ Complete all consignment note(s)

## Prior Leaving the Customers Site:

### Check vehicle is prepared for the road:

- ✓ All relevant identifying marker boards are being displayed
- ✓ Consignment note(s) are correctly & fully completed
- ✓ Inform the relevant personnel prior to leaving site then proceed to signing out

### Whilst Travelling:

- ✓ Keep constant watch for leaks etc....
- ✓ Drive with due care & attention

I acknowledge this Method Statement and have read, understood and accept all information contained within this document.

Signed for on behalf of the Company Name

.....

Print Name

.....

Dated

.....

-----

I acknowledge this Method Statement and have read, understood and accept all information contained within this document.

Signed for on behalf of the European Waste Solution Ltd

.....

Print Name

.....

Dated

.....

Disclaimer
This Method Statement is offered as a service to users. European Waste Solutions Ltd assumes no liability from its use. It is the responsibility of anyone using the form to confirm the processed information prior to use.